


# 10-000846 TAC2-Yamaha YDRE2 Mounting Plate Assembly instruction:

Step1: Remove old mounting plate form frame of the Cart  
Use 80-01022 Install 20-0001839 on frame




## Step2: Install TAC2 Controller With 80-000206, 80-000208 and 80-000214 on the plate


a. 4x 80-000206  
1/4 Flat Washer

b. 4x 80-000208  
1/4 Lock Washer

c. 4x 80-000214  
1/4-20 Bolt



Step3: Use two original M6 bolts mounting Solenoid on those two holes



# 10-000836 TAC1-Yamaha YDRE2 Mounting Plate

## Parts list:

GOI Part No.	Comment	Quantity
20-001839	TAC1 Mounting plate for Yamaha YDRE2	1
80-001022	M6-1.0*16mm Flat Head Screw	3
80-000214	1/4-20 x 1" Full Thread Hex Bolt	4
80-000206	1/4" Flat Washer	4
80-000208	1/4" Lock Washer	4